

**MOTOR PREFERENCES**

**2026 PERFORMANCE  
IMPACT CATALOG**

**EXPERTS**



# UNDERSTANDING THE ATHLETE BEFORE COACHING THE ATHLETE

Motor Preferences® helps coaches identify how athletes naturally move, learn, and perform.

By understanding an athlete's individual profile, coaches can personalize instruction, training, and communication to unlock performance and accelerate development.

**Assess → Understand → Individualize → Apply → Perform**

**“ I COULD NOT BE MORE GRATEFUL FOR MPE. IT HAS FILLED IN SO MANY GAPS FOR ME AND MADE ME A D BETTER COACH.**

**-BELLA NORTON-WINSLOW, MIZZOU SOFTBALL**

**“ IT'S THE FIRST TIME IN 7-8 YEARS OF WORKING IN SOFTBALL THAT I HAVEN'T HAD A PLAYER REQUIRE POSTSEASON SURGERY.**

**-MAYE CORDERO VILLAMIL, SOUTH CAROLINA SOFTBALL**

# 2026 MPE

## FAMILY IMPACT



**588 COMBINED WINS**



**66.8% WINNING PERCENTAGE**



**11 NCAA TOURNAMENT TEAMS**



**3 WCWS TEAMS**



**15 PARTNERED PROGRAMS**



“ MOTOR PREFERENCES HAS BEEN ONE OF THE MOST TRANSFORMATIVE TOOLS FOR OUR PROGRAM.

-PATTY GASSO, OKLAHOMA SOFTBALL

“ HELPED US TRULY UNDERSTAND OUR HITTERS AND HOW THEY MOVE AT THE FOUNDATIONAL LEVEL

-JORDAN GETZLEMAN, NEVADA BASEBALL

“ THE BACKBONE OF OUR GROWTH AND PLAYER DEVELOPMENT

-KATIE BROWDER, SOUTH CAROLINA SOFTBALL

# OFFENSIVE IMPACT

## EXPLOSIVE OFFENSE ACROSS THE MPE FAMILY

PROGRAM	2025 HOME RUNS	2026 HOME RUNS	INCREASE	% INCREASE
ARIZONA STATE	50	99	+49	+98%
DUKE	61	117	+56	+92%
KANSAS	46	82	+36	+78%
OKLAHOMA	121	187	+66	+55%
UCLA	101	209	+108	+107%

**MULTIPLE MPE PARTNER PROGRAMS PRODUCED SOME OF THE MOST EXPLOSIVE OFFENSIVE SEASONS IN PROGRAM HISTORY.**

# WINNING MORE GAMES

2025 → 2026 WIN IMPROVEMENT

PROGRAM	2025 WINS	2026 WINS	IMPROVEMENT
ARIZONA STATE	35	45	+10
KANSAS	22	36	+14
OKLAHOMA STATE	35	41	+6
NEBRASKA	43	52	+9
DUKE	41	43	+2



7 OF 12 SOFTBALL PROGRAMS IMPROVED THEIR WIN TOTAL IN 2026

# **DOMINANT IN THE CIRCLE**

## **TEAM ERA IMPROVEMENT**

<b>PROGRAM</b>	<b>2025 ERA</b>	<b>2026 ERA</b>	<b>IMPROVEMENT</b>
<b>NEBRASKA</b>	<b>2.50</b>	<b>1.87</b>	<b>-0.63</b>
<b>SOUTH CAROLINA</b>	<b>4.80</b>	<b>3.15</b>	<b>-1.65</b>
<b>ARKANSAS</b>	<b>3.04</b>	<b>2.72</b>	<b>-1.65</b>
<b>MISSOURI</b>	<b>3.66</b>	<b>3.45</b>	<b>-0.21</b>

**FOUR PARTNER PROGRAMS LOWERED THEIR TEAM ERA WHILE COMPETING IN THE NATION'S TOUGHEST CONFERENCES.**

# TOP OFFENSIVE PERFORMERS

## 2026 SEASON LEADERS



**HOME RUNS**  
TEAM TOTAL



**209**  
HOME RUNS



**RUNS / GAME**  
TEAM AVERAGE



**10.67**  
RUNS



**TEAM BATTING AVERAGE**  
TEAM AVERAGE



**.384**  
AVERAGE



**TEAM OPS**  
TEAM AVERAGE



**1.315**  
OPS



**STOLEN BASES**  
TEAM TOTAL



**77**  
STOLEN BASES

**POWER • PRODUCTION • EFFICIENCY • GROWTH**

# TOP PITCHING PERFORMERS

## 2026 SEASON LEADERS



**TEAM ERA**  
TEAM AVERAGE



**1.87**  
TEAM ERA



**OPPONENT BATTING AVERAGE**  
TEAM AVERAGE



**.201**  
OBA



**STRIKEOUTS**  
TEAM TOTAL



**509**  
STRIKEOUTS



**WHIP**  
TEAM AVERAGE



**0.99**  
WHIP



**BIGGEST IMPROVEMENT**  
ERA CHANGE



**-1.65**  
ERA

*PREVENTION • COMMAND • DEVELOPMENT • RESULTS*

# ELITE OFFENSIVE PERFORMANCES

SOFTBALL

	<b>HOME RUNS</b>	<b>41</b>	<b>MEGAN GRANT</b>
	<b>BATTING AVERAGE</b>	<b>.467</b>	<b>MEGAN GRANT</b>
	<b>RUNS BATTED IN</b>	<b>117</b>	<b>JORDAN WOOLERY</b>
	<b>OPS</b>	<b>1.979</b>	<b>MEGAN GRANT</b>
	<b>ON-BASE PERCENTAGE</b>	<b>.646</b>	<b>MEGAN GRANT</b>

## FEATURED ATHLETES



**MEGAN GRANT**  
41 HR | .467 AVG | 1.979 OPS  
*NCAA RECORD*



**JORDAN WOOLERY**  
36 HR | 117 RBI | .497 AVG



**KENDALL WELLS**  
.358 AVG | 39 HR | 88 RBI








**AMINAH VEGA**  
.464 AVG | 19 HR | 45 XBH



**MYA PEREZ**  
.414 AVG | 19 HR

# ELITE PITCHING PERFORMANCES

SOFTBALL

 ERA	<b>1.87</b>	JORDY BAHL
 STRIKEOUTS	<b>509</b>	JORDY BAHL
 WINS	<b>29</b>	RUBY MEYLAN
 WHIP	<b>0.99</b>	JORDY BAHL
 OPP AVG	<b>.201</b>	JORDY BAHL

## FEATURED ATHLETES



**JORDY BAHL**  
1.87 ERA | 509 K | 0.99 WHIP  
*USA SOFTBALL PLAYER OF THE YEAR*



**RUBY MEYLAN**  
29 WINS | 220 K | 2.43 ERA  
*BIG 12 PITCHER OF THE YEAR*



**LYNDSEY GREIN**  
23 WINS | 195 K | 2.73 ERA  
*NFCA ALL-REGION*



**JORI HEARD**  
2.21 ERA | 174.0 IP  
*NFCA THIRD TEAM ALL-AMERICAN*

# WHERE UNDERSTANDING MOVEMENT BECOMES ELITE DEVELOPMENT

Explore the full Motor Preferences framework and learn how to better understand, coach, and develop athletes in *Level 1: Baseball/Softball*.



Learn more at  
[www.motorpreferencesexperts.com](http://www.motorpreferencesexperts.com)

